




**fluowall<sup>®</sup>**



Fluowall è un innovativo sistema modulare adatto a creare partizioni per ambienti caratterizzate da un design esclusivo ed originale. La gamma delle finiture disponibili rende Fluowall un sistema particolarmente versatile, adatto ad essere utilizzato sia nell'ambiente domestico, che in arredamenti commerciali, uffici, showroom e stand fieristici.


Fluowall is an innovative modular system, conceived to create modular partitions with an exclusive and original design. The range of available finishing's make Fluowall very adaptable and extremely versatile, great to be used both in offices, showrooms, exhibition fairs, shop fittings, and why not also in a domestic home.

# 01 PRODUCT

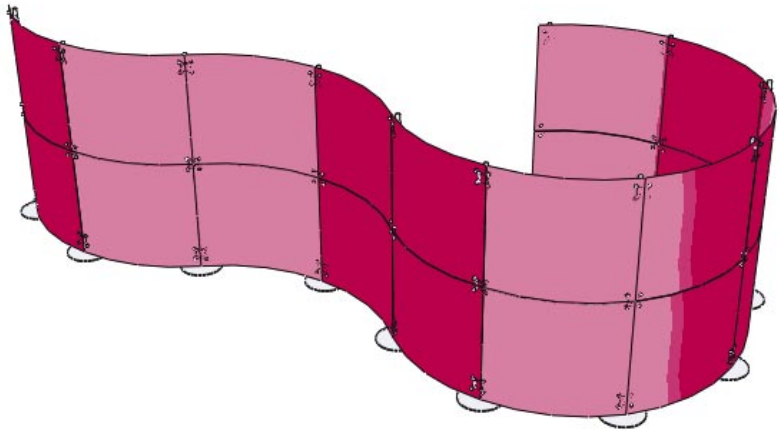


# 02 COMPOSITION

The panels are available in various shapes and colours, in order to enable you to create some very personalized unique structures, adapting and conforming to the environment in which they will be placed.



*I pannelli di tamponamento sono disponibili in varie finiture e colori così da poter realizzare composizioni personalizzate, compatibili con le peculiarità dell'ambiente in cui verranno inserite.*

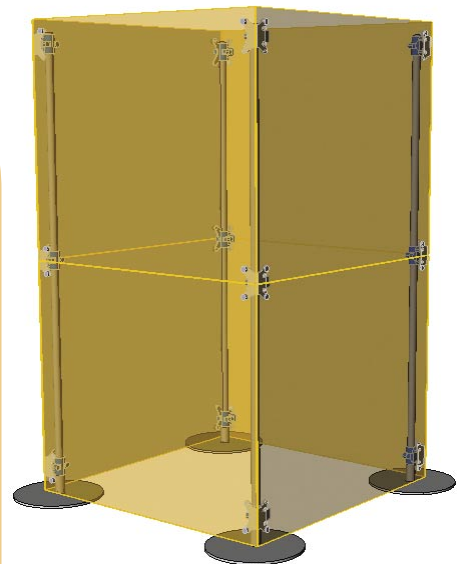


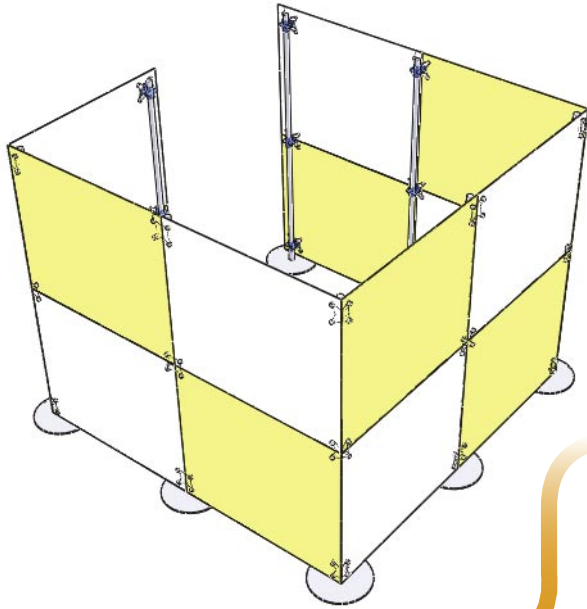
CURVED PANELS - With these panels you can obtain a "serpentine turning" composition, by placing concave convex parts.

*PANNELLI CURVILINEI - Utilizzando pannelli curvilinei è possibile creare composizioni "sinusoidali" mettendo in sequenza tratti concavo-convessi.*

FLAT PANELS - With the flat panels, it is possible to create linear partitions or cubic compositions with 90° corners.

*PANNELLI PIANI - Utilizzando pannelli piani è possibile creare partizioni lineari o strutture a parallelepipedo aventi angoli a 90°.*






**SELF STANDING** - The vertical poles are provided with circular steel bases. This type of installation is usually chosen for temporary applications or "travelling" structures, like advertising corners or window displays.

*AUTOPORTANTE* - I tubi verticali sono provvisti di basi circolari in acciaio. L'installazione autoportante viene in genere prescelta per applicazioni temporanee o itineranti, come ad esempio corner promozionali ed espositori per lo spazio vetrina.

**FLOOR-TO-CEILING** - The vertical poles are telescopic and run from the floor to the ceiling. Using this type of installation will make the structures semi permanent.

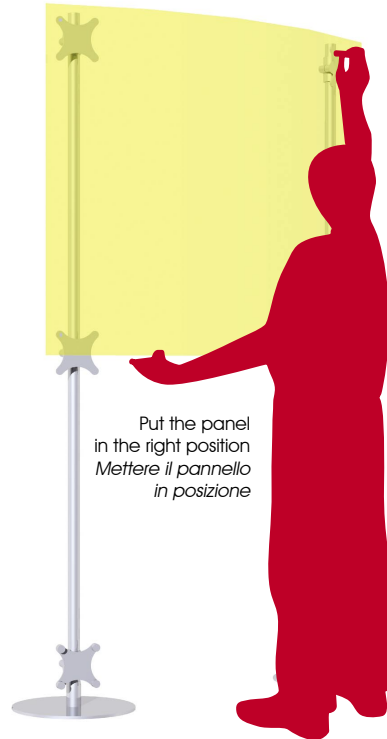
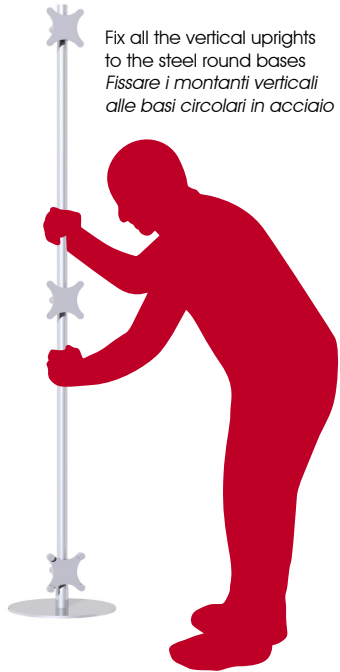
*PAVIMENTO-SOFFITTO* - In questo caso i tubi verticali sono telescopici e vengono installati tra pavimento e soffitto. La composizione avrà carattere semipermanente.



## 03 INSTALLATION

# 04 ASSEMBLY

The assembly is easy and quick and allows you to realize in no time partition walls in different fashions and dimensions.  
*L'installazione, semplice e veloce, consente di creare in pochi istanti divisori in varie forme e misure.*



Fix the panel to the spoked elements using an electric screwdriver  
*Munirsi di avvitatore elettrico e fissare il pannello alle razze*

A red silhouette of a person is shown from the side, using a screwdriver to secure the yellow panel to the silver vertical uprights. The panel is now fully in place between the uprights.

# 05 COLOURS



FLUO COLOURS - Fluo panels are made from a new innovative material, whose special feature is long afterglow. When light passes through the shelves, you get a particular visual effect: their edges appear to be lit by fluorescent light, even in the absence of any electrical power. The Fluo colours are best used when you want to obtain a particular spectacular effect. Available colours: fluo red, fluo orange, fluo yellow.

*COLORI FLUORESCENTI - I pannelli "fluo" sono realizzati in un innovativo materiale acrilico, che si "illumina" quando è attraversato dalla luce. Grazie a questa caratteristica, i pannelli appaiono luminescenti lungo i bordi, pur senza l'ausilio di alcuna fonte di illuminazione. L'utilizzo dei colori fluorescenti è consigliato ogni qualvolta si desidera ottenere un effetto particolarmente scenografico. Colori disponibili: rosso fluo, arancione fluo, giallo fluo.*




WHITE FROSTED COLOUR - The effect is the typical satinized one. Panels are frosted on both sides and are suitable for backlighting.

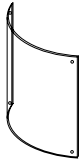
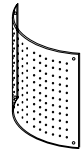

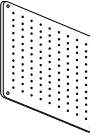
ALUMINIUM - This kind of panel has a anodized and satinized finishing. The pattern that characterises these panels is small holes through the whole surface. From an aesthetic point of view, the aluminium gives a high tech effect, that suits modern environments such as loft, offices, banks, etc.

COLORE BIANCO OPALINO - I pannelli opalini presentano su entrambe le facce il tipico effetto "frosted", che li rende adatti alla retroilluminazione.



ALLUMINIO - Il pannello in alluminio presenta una finitura anodizzata e satinata. Su tutta la superficie del pannello è presente un motivo decorativo a fori.

I pannelli in alluminio, caratterizzati da un'estetica spiccatamente high-tech, sono adatti ad essere inseriti in ambienti moderni (loft, uffici, ecc).



Code/Codice		Description/Descrizione	Dim lxlxh (mm)	Material/Materiale	Colour/Colore
PN100P1GV		Curved acrylic panel <i>Pannello curvato realizzato in materiale acrilico</i>	1160xth.4x980 1160xsp.4x980	PMMA	Fluo yellow/ <i>Giallo fluo</i>
PN100P1AR					Fluo light orange/ <i>Arancio chiaro fluo</i>
PN100P1RD					Fluo red/ <i>Rosso fluo</i>
PN100P1BS					White frosted/ <i>Bianco satinato</i>
PN100P1--					Other colours available on request <i>Altri colori: su richiesta</i>
PN100A1CR		Curved panel in satinized and anodized aluminium Holes decorative pattern <i>Pannello curvato realizzato in alluminio anodizzato e satinato Decoro centale a fori</i>	1160xth.1,5x980 1160xsp.1,5x980	Aluminium <i>Alluminio</i>	Satinized aluminium <i>Alluminio satinato</i>
PP100P1GV		Flat acrylic panel <i>Pannello piano realizzato in materiale acrilico</i>	1160xth.4x980 1160xsp.4x980	PMMA	Fluo yellow/ <i>Giallo fluo</i>
PP100P1AR					Fluo light orange/ <i>Arancio chiaro fluo</i>
PP100P1RD					Fluo red/ <i>Rosso fluo</i>
PP100P1BS					White frosted/ <i>Bianco satinato</i>
PP100P1--					Other colours available on request <i>Altri colori: su richiesta</i>
PP100A1CR		Flat panel in satinized and anodized aluminium - Holes decorative pattern <i>Pannello piano realizzato in alluminio anodizzato e satinato Decoro centale a fori</i>	1160xth.1,5x980 1160xsp.1,5x980	Aluminium <i>Alluminio</i>	Satinized aluminium <i>Alluminio satinato</i>

# 06 COMPONENTS

Code/Codice	Description/Descrizione	Diam.	H (mm)	Material/Materiale	Colour/Colore
<b>SELF-STANDING INSTALLATION/INSTALLAZIONE AUTOPORTANTE</b>					
PL200ALM	 <p>Self standing aluminium pole, w/steel base  <math>\varnothing</math> 365 mm. For fixing coplanar panels  <i>Piantone autoportante in alluminio,  con base in acciaio <math>\varnothing</math> 365 mm.  Adatto a fissaggio pannelli complanari</i></p> <p>Self standing aluminium pole,  w/steel base <math>\varnothing</math> 365 mm  For fixing panels with 90° angle  <i>Piantone autoportante in alluminio,  con base in acciaio <math>\varnothing</math> 365 mm  Adatto a fissaggio pannelli con angolo 90°</i></p>	$\varnothing$ 34	2000	Polycarbonate + Aluminium+ Carbon steel + Nylon <i>Policarbonato + Alluminio + Acciaio al carbonio + Nylon</i>	Glazed Aluminium <i>Alluminio satinato</i>
PL100ALM			1000		
PZ200ALM			2000		
PZ100ALM			1000		
<b>FLOOR-TO-CEILING INSTALLATION/INSTALLAZIONE PAVIMENTO-SOFFITTO</b>					
TBRZALX200	 <p>Extensible vertical pole  For fixing coplanar panels  <i>Montante verticale estensibile  Adatto a fissaggio pannelli complanari</i></p> <p>Extensible vertical pole  For fixing panels with 90° angle  <i>Montante verticale estensibile  Adatto a fissaggio pannelli  con angolo 90°</i></p>	$\varnothing$ 34	Extension range <i>Estensione</i>	Polycarbonate + Aluminium+ Carbon steel + Nylon <i>Policarbonato + Alluminio + Acciaio al carbonio + Nylon</i>	Glazed Aluminium <i>Alluminio satinato</i>
TBRZALS200			2075 - 3700		
TBRZALS250			2095 - 2600		
TBRZALS300			2595 - 3100		
			3095 - 3600		
TBZZALX200			Extension range <i>Estensione</i>		
TBZZALS200			2075 - 3700		
TBZZALS250			2095 - 2600		
TBZZALS300	2595 - 3100				
	3095 - 3600				